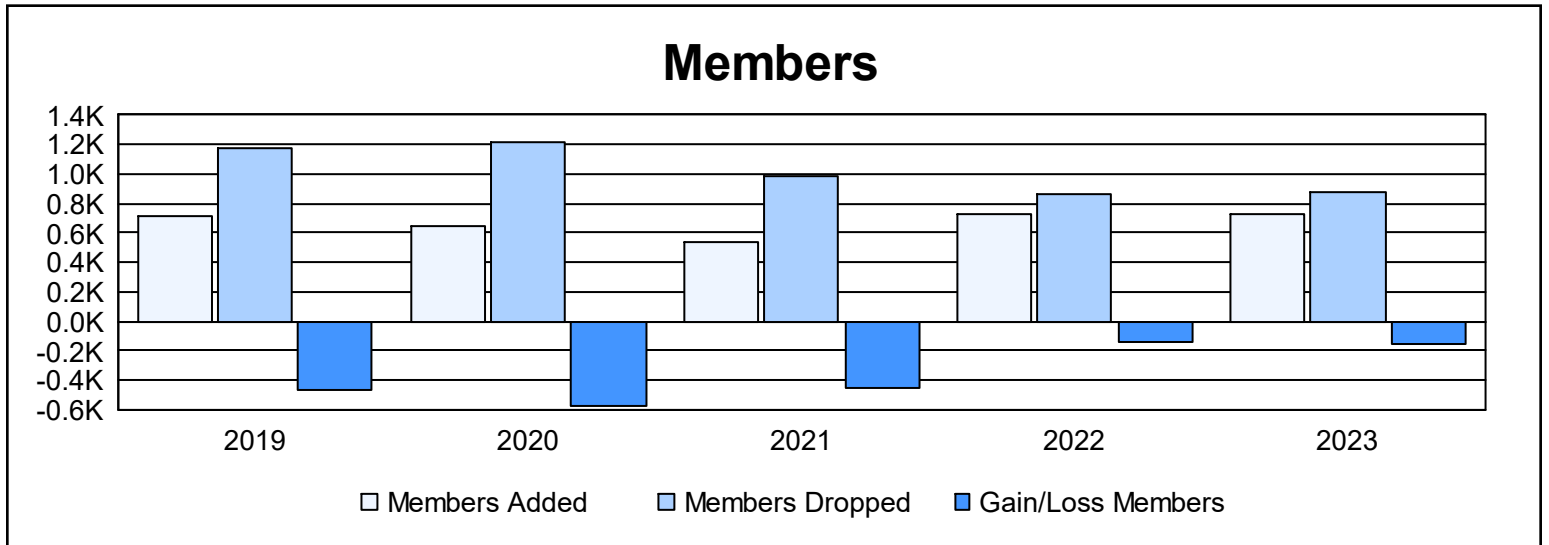
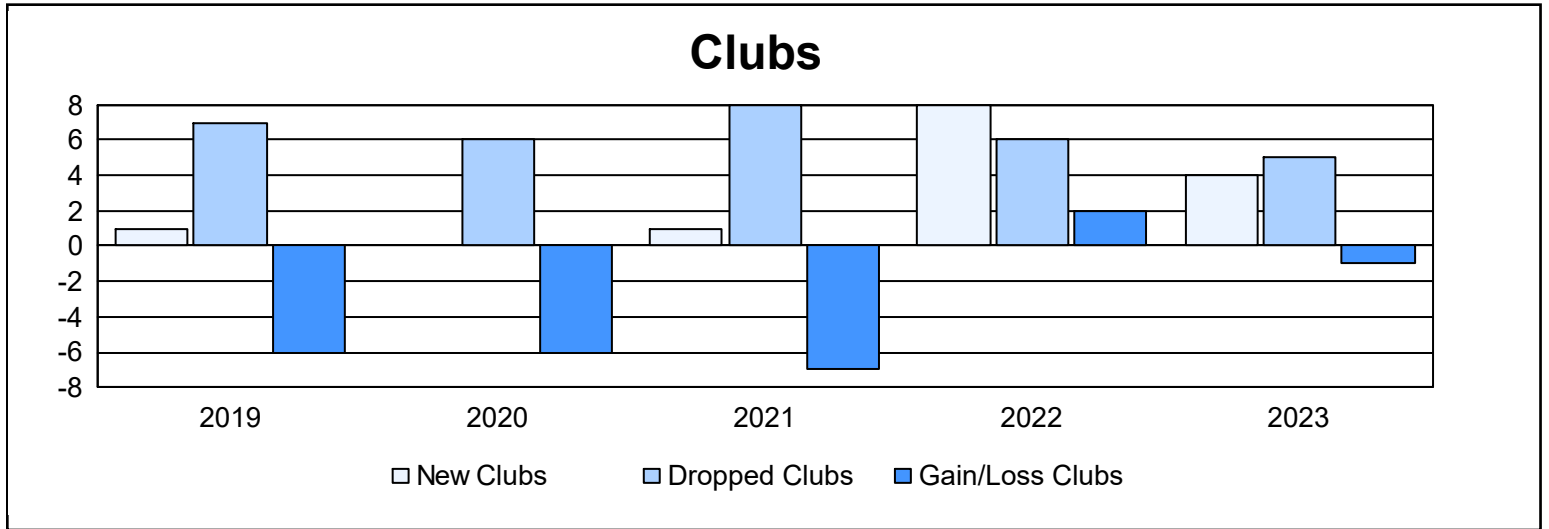
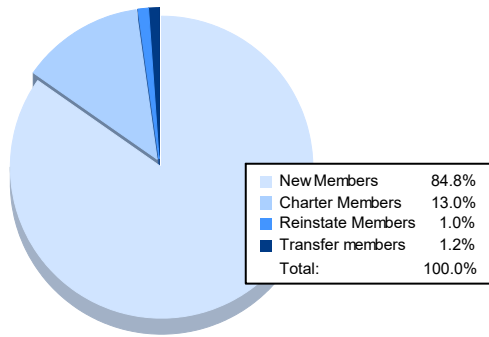


Year	New Clubs	Dropped Clubs	Gain/ Loss Clubs	New Members	Charter Members	Reinstate Members	Transfer Members	Total Member Added	Total Members Dropped	Gain/ Loss Members
2018-2019	1	7	-6	643	21	13	32	709	1,178	-469
2019-2020	0	6	-6	601	0	14	25	640	1,210	-570
2020-2021	1	8	-7	453	54	17	14	538	990	-452
2021-2022	8	6	2	479	214	15	16	724	870	-146
2022-2023	4	5	-1	613	94	7	9	723	882	-159
Average	3	6	-4	558	77	13	19	667	1,026	-359



Membership Composition June 2023 Cumulative



Gender Composition June 2023 Cumulative

